

Announcement of 3rd HKBSI Results
May 2018

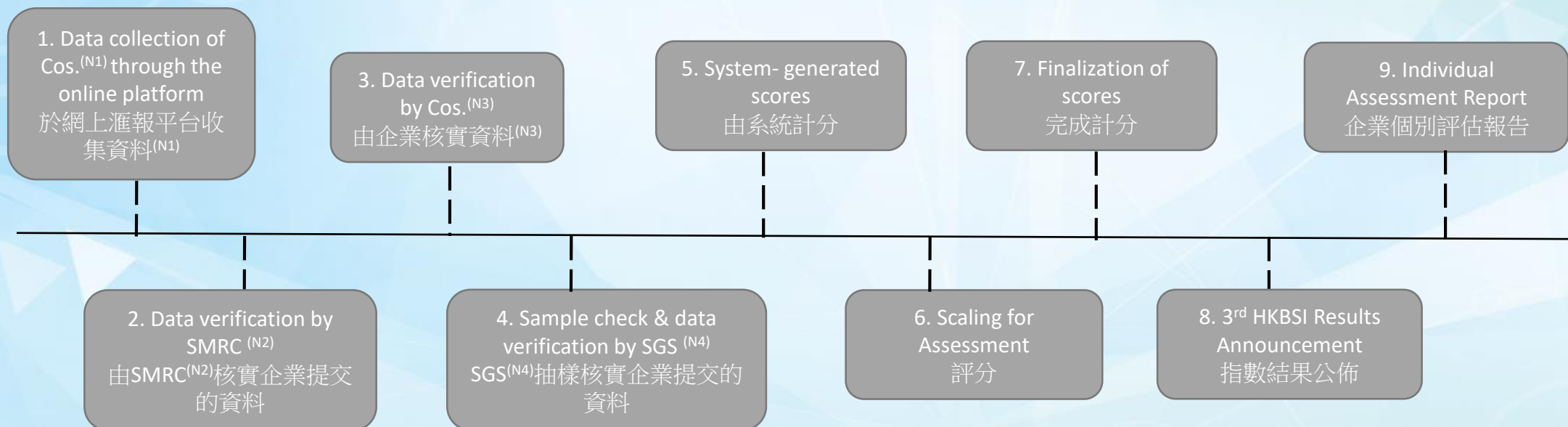


Announcement of 3rd HKBSI Results

第三屆香港企業可持續發展指數結果

May 2018

Research Methodology 調查方法



- N1:** 50 Hang Seng Index Constituents as at 6 June 2017 were invited to complete an online assessment questionnaire concerning their CSR performance for the year ended in 2015/16
- N2:** Sustainability Management Research Centre
- N3:** Applicable to questionnaire completed by SMRC only
- N4:** SGS Hong Kong Ltd.

3rd HKBSI Score Weighting 第三屆HKBSI 分數比重

VPI Model 模式
(Values價值觀 - Process過程 - Impact影響)

Values 價值觀 (20%)	
Process 過程 (50%)	- Management 管理 (20%)
	- Practice 實踐 (30%)
Impact 影響 (30%)	

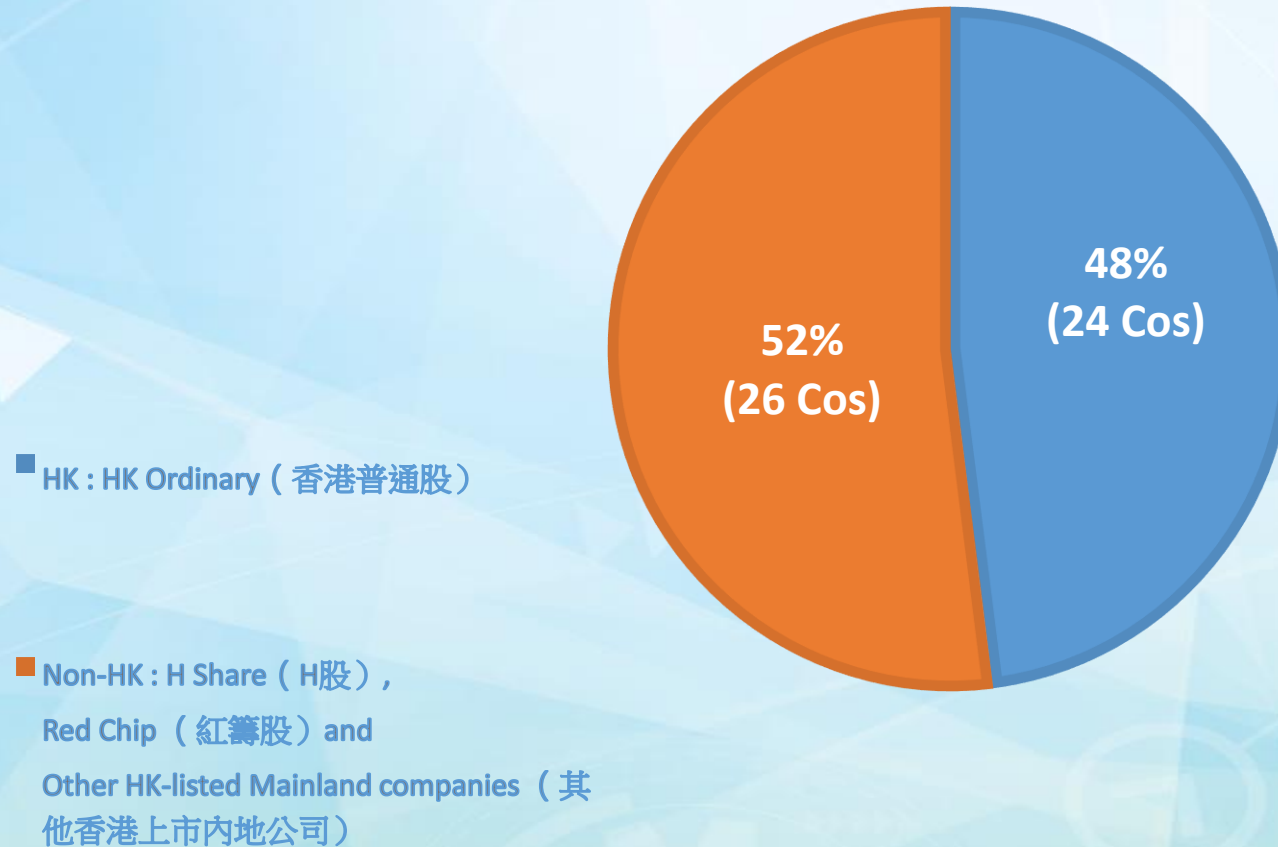
Industry Classification of 3rd HKBSI Companies

第三屆HKBSI公司的行業分類



* According to "The Hang Seng Industry Classification System" of Hang Seng Indexes







3rd HKBSI Companies grouped by Share Type* 第三屆HKBSI公司的股份類別



*Reference: Factsheet of Hang Seng Index
https://www.hsi.com.hk/static/uploads/contents/en/dl_centre/factsheets/hsie.pdf (accessed in June 2017)

Overall Performance Level 整體表現

1st to 3rd HKBSI

Rank	No. of Cos.	3 rd HKBSI	2 nd HKBSI	1 st HKBSI
90 to 100 Exemplar 典範者		-	-	-
80 to 89 Pace-setter 前驅者		5	2	-
70 to 79 Achiever 成功者		6	10	-
60 to 69 Performer 表現者		7	3	8
50 to 59 Practicer 實踐者		7	4	12
Below 50 Explorer 探索者		25	31	30

Overall Average Scores 整體平均分

1st to 3rd HKBSI

Group 組別	3 rd HKBSI Scores	2 nd HKBSI Scores	Changes (3 rd vs 2 nd HKBSI)	1 st HKBSI Scores	Changes (3 rd vs 1 st HKBSI)
Overall Mean 整體平均分	50.82	45.73	+11.13%	41.75	+21.72%
Top 20 Mean 首二十名平均分	72.46	68.82	+5.29%	57.25	+26.57%
HK-based Mean ^(N1) 香港公司平均分	60.01	55.44	+8.25%	49.42	+21.43%
Non HK-based Mean ^(N1) 非香港公司平均分	42.33	36.02	+17.52%	35.17	+20.36%

Notes

(N1) HK-based/Non HK-based companies: grouped by share type per Hang Seng Index

Overall VPI Average Scores 整體VPI平均分

3rd HKBSI vs 2nd HKBSI

VPI Model		3 rd HKBSI Scores	2 nd HKBSI Scores	Changes (3 rd vs 2 nd HKBSI)
Total 總分	Mean	50.82	45.73	+11.13%
	S.D.	21.50	22.30	-3.61%
Values 價值觀	Mean	62.40	53.53	+16.57%
	S.D.	22.66	22.68	-0.08%
Process 過程 - Management 管理	Mean	58.48	54.80	+6.72%
	S.D.	29.64	33.15	-10.58%
- Practice 實踐	Mean	56.22	51.71	+8.72%
	S.D.	24.67	27.61	-10.63%
Impact 影響	Mean	32.59	28.51	+14.33%
	S.D.	19.06	18.48	+3.14%

List of 3rd HKBSI Companies

Announcement of 3rd HKBSI Results
May 2018

HSI Industry Classification [^] (in alphabetical order)	Company Name (in alphabetical order)
Conglomerates	CITIC Ltd.
	CK Hutchison Holdings Ltd.
	Swire Pacific Ltd. 'A' *
Consumer Goods	Belle International Holdings Ltd.
	China Mengniu Dairy Co. Ltd.
	Geely Automobile Holdings Ltd.
	Hengan International Group Co. Ltd.
	Want Want China Holdings Ltd.
Consumer Services	Cathay Pacific Airways Ltd. *
	Galaxy Entertainment Group Ltd.
	MTR Corporation Ltd.*
Energy	Sands China Ltd.
	China Petroleum & Chemical Corporation
	China Shenhua Energy Co. Ltd.
	CNOOC Ltd. *
	Kunlun Energy Co. Ltd.
Financials	PetroChina Co. Ltd.
	AIA Group Ltd.
	Bank of China Ltd.
	Bank of Communications Co., Ltd.
	Bank of East Asia, Ltd., The *
	BOC Hong Kong (Holdings) Ltd. *
	China Construction Bank Corporation
	China Life Insurance Co. Ltd.
	Hang Seng Bank Ltd. *
	Hong Kong Exchanges and Clearing Ltd. *
	HSBC Holdings plc *
	Industrial and Commercial Bank of China Ltd.
Ping An Insurance (Group) Co. of China Ltd.	

*Top 20 companies in 3rd HKBSI

[^]According to “The Hang Seng Industry Classification System” of Hang Seng Indexes

(Base on 50 Hang Seng Index Constituents as at 6 June 2017)

List of 3rd HKBSI Companies

HSI Industry Classification [^] (in alphabetical order)	Company Name (in alphabetical order)
Industrials	China Merchants Port Holdings Co. Ltd.
Information Technology	AAC Technologies Holdings Inc.
	Lenovo Group Ltd. *
	Tencent Holdings Ltd.
Properties & Construction	CK Asset Holdings Limited
	China Overseas Land & Investment Ltd.
	China Resources Land Ltd. *
	Hang Lung Properties Ltd. *
	Henderson Land Development Co. Ltd. *
	Link Real Estate Investment Trust
	New World Development Co. Ltd. *
	Sino Land Co. Ltd. *
Sun Hung Kai Properties Ltd. *	
Telecommunications	Wharf (Holdings) Ltd., The
	China Mobile Ltd. China Unicom (Hong Kong) Ltd.
Utilities	CK Infrastructure Holdings Ltd.
	China Resources Power Holdings Co., Ltd. *
	CLP Holdings Ltd. *
	Hong Kong and China Gas Co. Ltd., The * Power Assets Holdings Ltd. *

*Top 20 companies in 3rd HKBSI

[^]According to “The Hang Seng Industry Classification System” of Hang Seng Indexes

(Base on 50 Hang Seng Index Constituents as at 6 June 2017)

Announcement of 3rd HKBSI Results
May 2018

Contact Us:
Sustainability Management Research Centre
Tel: 2766 7347
Email: mm.smrc@polyu.edu.hk